





# Handle Sets – 30mm Plate

## Solid Brass

- 01  Satin Chrome
- 02  Polished Chrome
- 03  Polished Brass
- 04  Antique Brass
- 05  Oil Rubbed Bronze
- 11  Satin Nickel
- 25  Dark Bronze
- 28  Pewter

\* 02 finish is not available for Torino series

## Zamac

- 01  Satin Chrome
- 5  Dark Bronze
- 6  Black
- 7  White
- 28  Pewter



Colors on this document are graphic representation and may not be an exact match for the actual painted/plated hardware. For color selection, material samples are available on request.

HEAD OFFICE  
Ferco Architectural Hardware Inc.  
2000, Berlier St.  
Laval, QC H7L 4S4  
Tel.: 450 973-1437  
1 800 355-8810  
Fax: 450 973-7661  
ferco@ferco.ca  
www.ferco.ca

ONTARIO / WESTERN PROVINCES  
Tel.: 905 282-9588  
1 800 668-5310  
Fax: 905 282-9915

UNITED STATES  
Tel.: 1 800 927-1097  
Fax: 1 888 454-0161

Securing technology for you





# GU-SECURY Automatic Lock

## SIMPLY CLOSE THE DOOR

European technology in a North American Lock.

By simply closing the door the upper and lower 3/4" (20 mm) latchbolts will instantly engage.

By turning the key from outside or the knob from inside it will engage the 1" central deadbolt and block the top and bottom latchbolts to become a 3-deadbolts locking system.

### The Advantages

- 1** The top and bottom 3/4" (20mm) tempered steel latchbolts always engage behind the keepers upon closing the door:
  - give more security
  - give better weather sealing performance
  - help reduce door warpage
- 2** No lifting of the handle to engage locking points
- 2** 1" (25mm) central deadbolt
- 3** 90 degree rotation of thumbturn or US-cylinder engages the deadbolt
- 4** Reversible latch
- 5** High grade 16mm Stainless Steel faceplate for higher corrosion resistance. Radius ends for a clean look and easy installation
- 6** Available in 45, 50 and 60mm backsets for 6' 8" and 8' doors. Extension with additional lock point is available for doors taller than 8'










# Handle Sets – 45mm Plate

## Solid Brass

- 01  Satin Chrome
- 02  Polished Chrome
- 03  Polished Brass
- 04  Antique Brass
- 05  Oil Rubbed Bronze
- 11  Satin Nickel
- 25  Dark Bronze
- 28  Pewter

\* 02 finish is not available for Torino series

## Zamac

- 01  Satin Chrome
- 5  Dark Bronze
- 6  Black
- 7  White
- 28  Pewter

\* 01 and 28 finishes are not available for Capri series



Capri



Venice



Torino



Colors on this document are graphic representation and may not be an exact match for the actual painted/plated hardware. For color selection, material samples are available on request.

HEAD OFFICE  
Fenco Architectural Hardware Inc.  
2000, Berlier St.  
Laval, QC H7L 4S4  
Tel.: 450 973-1437  
1 800 355-8810  
Fax: 450 973-7661  
fenco@fenco.ca  
www.fenco.ca

ONTARIO / WESTERN PROVINCES  
Tel.: 905 282-9588  
1 800 668-5310  
Fax: 905 282-9915

UNITED STATES  
Tel.: 1 800 927-1097  
Fax: 1 888 454-0161

Securing technology for you





# GU-SECURITY Automatic Lock

## SIMPLY CLOSE THE DOOR

European technology in a North American Lock.

By simply closing the door the upper and lower 3/4" (20 mm) latchbolts will instantly engage.

By turning the key from outside or the knob from inside it will engage the 1" central deadbolt and block the top and bottom latchbolts to become a 3-deadbolts locking system.

### The Advantages




- 1** The top and bottom 3/4" (20mm) tempered steel latchbolts always engage behind the keepers upon closing the door:
  - give more security
  - give better weather sealing performance
  - help reduce door warpage
- 2** No lifting of the handle to engage locking points
- 2** 1" (25mm) central deadbolt
- 3** 90 degree rotation of thumbturn or US-cylinder engages the deadbolt
- 4** Reversible latch
- 5** High grade 16mm Stainless Steel faceplate for higher corrosion resistance. Radius ends for a clean look and easy installation
- 6** Available in 45, 50 and 60mm backsets for 6' 8" and 8' doors. Extension with additional lock point is available for doors taller than 8'






# ROMA Handle Sets – 55mm Plate

## Solid Brass

- 11  Satin Nickel
- 25  Dark Bronze
- 28  Pewter



## Zamac

- 6  Black

Colors on this document are graphic representation and may not be an exact match for the actual painted/plated hardware. For color selection, material samples are available on request.

UNITED STATES  
Tel.: 1 800 927-1097  
Fax: 1 888 454-0161



# GU-SECURY Automatic Lock

## SIMPLY CLOSE THE DOOR

European technology in a North American Lock.

By simply closing the door the upper and lower 3/4" (20 mm) latchbolts will instantly engage.

By turning the key from outside or the knob from inside it will engage the 1" central deadbolt and block the top and bottom latchbolts to become a 3-deadbolts locking system.

### The Advantages

- 1** The top and bottom 3/4" (20mm) tempered steel latchbolts always engage behind the keepers upon closing the door:
  - give more security
  - give better weather sealing performance
  - help reduce door warpage
- 2** No lifting of the handle to engage locking points
- 2** 1" (25mm) central deadbolt
- 3** 90 degree rotation of thumbturn or US-cylinder engages the deadbolt
- 4** Reversible latch
- 5** High grade 16mm Stainless Steel faceplate for higher corrosion resistance. Radius ends for a clean look and easy installation
- 6** Available in 45, 50 and 60mm backsets for 6' 8" and 8' doors. Extension with additional lock point is available for doors taller than 8'





# Grip Set Handle for SECURY Automatic Door Lock

# Berkeley

## New Gripset Handle Designed Especially for Automatic Lock

- Quality solid forged brass
- Non-handed
- Easily converts to inactive handle
- Easy to install
- Weather proof gasket





# GU-SECURITY Automatic Door Lock

## SIMPLY CLOSE THE DOOR

European technology in a North American Lock.

By simply closing the door the upper and lower 3/4" (20 mm) latchbolts will instantly engage.

By turning the key from outside or the knob from inside it will engage the 1" central deadbolt and block the top and bottom latchbolts to become a 3-deadbolts locking system.



### The Advantages

- 1** The top and bottom 3/4" (20mm) tempered steel latchbolts always engage behind the keepers upon closing the door:
  - give more security
  - give better weather sealing performance
  - help reduce door warpage
- 2** No lifting of the handle to engage locking points
- 3** 1" (25mm) central deadbolt
- 4** 90 degree rotation of thumbturn or US-cylinder engages the deadbolt
- 5** Reversible latch
- 6** High grade 16mm Stainless Steel faceplate for higher corrosion resistance. Radius ends for a clean look and easy installation
- 7** Available in 60mm backset for 6' 8" and 8' doors. Extension with additional lock point is available for doors taller than 8'






## Contemporary Push-Pull Handles



### The GU house entrance door concept combines security and comfort

- Made of stainless steel
- Rounded or rectangular styles
- Single and double bars
- Straight and 45° offset bars



HEAD OFFICE  
Ferco Architectural Hardware Inc.  
2000, Berlier St.  
Laval, QC H7L 4S4  
Tel.: 450 973-1437  
1 800 355-8810  
Fax: 450 973-7661  
ferco@ferco.ca  
www.ferco.ca

ONTARIO / WESTERN PROVINCES  
Tel.: 905 282-9588  
1 800 668-5310  
Fax: 905 282-9915

UNITED STATES  
Tel.: 1 800 927-1097  
Fax: 1 888 454-0161

Securing technology for you





# GU-SECURITY Automatic – European Profile Cylinder Operated Door Lock



## SIMPLY CLOSE THE DOOR

By simply closing the door the upper and lower latchbolts will instantly engage.

By turning the key from outside or the knob from inside it will engage the central deadbolt and block the top and bottom latchbolts to become a 3-deadbolts locking system.

### The Advantages

- 1** No lifting of the handle to engage locking points. The top and bottom 3/4" (20mm) tempered steel latchbolts always engage behind the keepers upon closing the door:
  - give more security
  - give better weather sealing performance
  - help reduce door warpage
- 2** 180 degree rotation of thumbturn or PZ-cylinder engages the 3/4" (20mm) deadbolt  
Unlocking with -180° turn to retract the deadbolt and another -180° turn to retract the latches
- 3** Reversible latches
- 4** 16mm faceplate, surface treatment FerGUard
- 5** Available in 50 and 65mm backsets for 6' 8" - 8' doors. Extension with additional lock point is available for doors taller than 8'